

# Scientific community & society

nature.com  
subject areas

nature INDEX



[Home](#) / [Institution outputs](#)

## Institution outputs

1 May 2014 - 30 April 2015

Institution search

Go

Generate a table of institutions ordered by research outputs. Using the drop-down menus, choose the region or country of interest, filter by subject area or journal group, and select the sorting method – **Article count (AC)**, **Fractional count (FC)**, **Weighted fractional count (WFC)** or alphabetical. Once generated, the table can be resorted by clicking on the relevant column heading.

Institution outputs

Region/country

Global

**Subject/journals**

Chemistry

**Sort by**

Article count (AC)

Generate


**Note:** There are many institutions with foreign research facilities located outside of their home country. Region/country outputs contain articles affiliated with facilities located in the selected region/country.

Institution ▼	AC ▼	FC ▼	WFC ▼
1. <input type="checkbox"/> Chinese Academy of Sciences (CAS)	1623	837.47	837.47
2. French National Centre for Scientific Research (CNRS)	934	249.79	249.79
3. <input type="checkbox"/> Max Planck Society	480	211.53	211.53
4. Peking University (PKU)	435	163.75	163.75
5. University of California Berkeley (UC Berkeley)	338	139.83	139.83
6. <input type="checkbox"/> Helmholtz Association of German Research Centres	316	111.48	111.48
7. Tsinghua University (TH)	299	108.65	108.65
8. University of Science and Technology of China (USTC)	295	104.43	104.43
9. <input type="checkbox"/> Spanish National Research Council (CSIC)	281	67.87	67.87
10. University of Oxford	280	135.45	135.45
11. Massachusetts Institute of Technology (MIT)	276	166.13	166.13
12. Lawrence Berkeley National Laboratory (LBNL)	273	85.95	85.95
13. University of Chinese Academy of Sciences (UCAS)	271	53.62	53.62
14. Stanford University (SU)	268	157.59	157.59
15. Nanjing University (NJU)	260	146.73	146.73
16. Harvard University	254	134.80	134.80
17. Nanyang Technological University (NTU)	241	157.41	157.41
18. Northwestern University (NU)	241	156.28	156.28
19. The University of Tokyo (UTokyo)	233	151.84	151.84
20. Fudan University	231	113.76	113.76
21. Kyoto University	222	139.77	139.77

22.	Swiss Federal Institute of Technology in Lausanne (EPFL)	221	113.92	113.92
23.	Zhejiang University (ZJU)	217	136.22	136.22
24.	Swiss Federal Institute of Technology Zurich (ETH Zurich)	215	126.22	126.22
25.	University of Illinois at Urbana-Champaign (UIUC)	208	114.20	114.20
26.	Nankai University (NKU)	201	77.84	77.84
27.	University of Cambridge	193	106.32	106.32
28.	Tianjin University (TJU)	192	51.78	51.78
29.	Osaka University	184	108.65	108.65
30.	Argonne National Laboratory (ANL)	175	52.31	52.31
31.	National University of Singapore (NUS)	173	86.07	86.07
32.	Xiamen University (XMU)	162	74.97	74.97
33.	+ National Research Council (CNR)	161	44.08	44.08
34.	The University of Texas at Austin (UT Austin)	159	108.28	108.28
35.	Imperial College London (ICL)	158	79.14	79.14
36.	University of Wisconsin-Madison (UW-Madison)	149	100.49	100.49
37.	California Institute of Technology (Caltech)	147	92.17	92.17
38.	University of California Santa Barbara (UCSB)	141	73.92	73.92
39.	Ludwig Maximilian University of Munich (LMU)	141	74.08	74.08
40.	+ National Institute of Applied Sciences (INSA)	141	13.62	13.62
41.	University of California Los Angeles (UCLA)	140	80.12	80.12
42.	Atomic Energy and Alternative Energies Commission (CEA)	140	32.06	32.06
43.	+ Indian Institutes of Technology (IITs)	139	104.02	104.02
44.	Technical University Munich (TUM)	138	56.34	56.34
45.	+ Leibniz Association	137	52.78	52.78
46.	University of California, San Diego (UC San Diego)	136	79.71	79.71
47.	University of Strasbourg	135	35.31	35.31
48.	Korea Advanced Institute of Science and Technology (KAIST)	135	74	74
49.	The University of Manchester (UoM)	135	72.12	72.12
50.	Tohoku University	131	80.36	80.36
51.	University of Toronto (U of T)	128	72.90	72.90
52.	University of Michigan (U-M)	127	78.56	78.56
53.	Cornell University	127	64.52	64.52
54.	Jilin University (JLU)	126	76.79	76.79
55.	Yale University	126	73.55	73.55

56.	Lanzhou University (LZU)	126	83.66	83.66
57.	+ Council of Scientific and Industrial Research (CSIR)	124	91.26	91.26
58.	The Scripps Research Institute (TSRI)	124	68.73	68.73
59.	The University of Chicago (UChicago)	123	50.15	50.15
60.	Pierre and Marie Curie University (UPMC) - Paris 6	123	18.83	18.83
61.	Wuhan University (WHU)	123	74.55	74.55
62.	Hunan University (HNU)	121	89.57	89.57
63.	University of Barcelona (UB)	121	25.66	25.66
64.	East China University of Science and Technology (ECUST)	121	73.36	73.36
65.	Tokyo Institute of Technology (Tokyo Tech)	121	75.34	75.34
66.	+ National Institute for Material Science (NIMS)	119	47.15	47.15
67.	Joseph Fourier University (UJF)	118	20.47	20.47
68.	Monash University	118	42.86	42.86
69.	Columbia University in the City of New York (CU)	118	63.23	63.23
70.	+ Agency for Science, Technology and Research (A*STAR)	116	42.07	42.07
71.	- Russian Academy of Sciences (RAS)	116	42.58	42.58
	A.N. Nesmeyanov Institute of Organoelement Compounds (INEOS), RAS	8	5.02	5.02
	N.D. Zelinsky Institute of Organic Chemistry, RAS	6	4.36	4.36
	International Tomography Center (ITC), SB RAS	12	4.15	4.15
	Nikolaev Institute of Inorganic Chemistry (NIIC), SB RAS	14	4.06	4.06
	Institute of Problems of Chemical Physics (IPCP), RAS	6	3.65	3.65
	Boreskov Institute of Catalysis, SB RAS	8	1.57	1.57
	Kurnakov Institute of General and Inorganic Chemistry, RAS	4	1.50	1.50
	Razuvaev Institute of Organometallic Chemistry, RAS	4	1.33	1.33
	A.V. Rzhhanov Institute of Semiconductor Physics, SB RAS	5	1.10	1.10
	Institute of Chemical Biology and Fundamental Medicine, SB RAS	3	1.09	1.09
	Institute of Metal Physics (IMP), UB RAS	4	1.04	1.04
	Shemyakin and Ovchinnikov Institute of Bioorganic Chemistry, RAS	3	0.94	0.94
	Institute of Molecular Genetics, RAS	2	0.92	0.92
	G.B. Elyakov Pacific Institute of Bioorganic Chemistry (PIBOC), RAS	1	0.92	0.92
	Ioffe Institute, RAS	6	0.90	0.90
	Irkutsk Institute of Chemistry SB RAS	1	0.86	0.86
	Institute of Chemical Kinetics and Combustion (ICKC), SB RAS	2	0.78	0.78

Kirensky Institute of Physics (KIP), SB RAS	4	0.66	0.66
Novosibirsk Institute of Organic Chemistry, SB RAS	5	0.65	0.65
Institute of Bioorganic Chemistry, RAS	1	0.63	0.63
Institute of Protein Research, RAS	2	0.61	0.61
Institute of Solid State Physics (ISSP), RAS	4	0.46	0.46
Institute of Energy Problems for Chemical Physics, RAS	2	0.46	0.46
A.M. Prokhorov General Physics Institute, RAS	2	0.45	0.45
A.V. Shubnikov Institute of Crystallography, RAS	2	0.40	0.40
Institute of Gene Biology, RAS	1	0.39	0.39
A.N. Frumkin Institute of Physical Chemistry and Electrochemistry (IPCE), RAS	1	0.31	0.31
Institute of Solid State Chemistry, UB RAS	2	0.30	0.30
G.A. Krestov Institute of Solution Chemistry, RAS	1	0.29	0.29
Institute of Biochemical Physics (IBCP), RAS	2	0.26	0.26
Kola Science Centre (KSC), RAS	1	0.25	0.25
Ufa Scientific Center, RAS	1	0.25	0.25
Institute of Strength Physics and Materials Science (ISPMS), SB RAS	3	0.23	0.23
V.S. Sobolev Institute of Geology and Mineralogy, SB RAS	2	0.20	0.20
Institute of Continuous Media Mechanics, UB RAS	2	0.19	0.19
Enikolopov Institute of Synthetic Polymer Materials (ISPM), RAS	1	0.19	0.19
Zavoisky Physical-Technical Institute (ZPhTI), RAS	1	0.17	0.17
Institute of Macromolecular Compounds, RAS	2	0.15	0.15
Skryabin Institute of Biochemistry and Physiology of Microorganisms (IBPM), RAS	1	0.14	0.14
Institute of Biophysics, SB RAS	1	0.13	0.13
Landau Institute for Theoretical Physics, RAS	2	0.13	0.13
Institute for Spectroscopy, RAS	1	0.11	0.11
Institute of Thermophysics, SB RAS	2	0.11	0.11
Institute for Information Transmission Problems, RAS	1	0.08	0.08
Institute of Microelectronics Technology and High Purity Materials, RAS	1	0.07	0.07
Institute of Applied Mechanics of Ural Branch of Russian Academy of Sciences RAS	1	0.06	0.06
Center for Theoretical Problems of Physico-Chemical Pharmacology, RAS	1	0.06	0.06
Saint Petersburg Academic University - Nanotechnology Research and Education Centre, RAS	1	0.03	0.03
Vavilov Institute of General Genetics (VIGG), RAS	1	0	0


72.	University of Pennsylvania (Penn)	115	78.53	78.53
73.	King Abdulaziz University (KAU)	112	14.82	14.82
74.	Sichuan University (SCU)	112	78.97	78.97
75.	Seoul National University (SNU)	111	66.05	66.05
76.	Soochow University	108	60.38	60.38
77.	University of Toulouse	108	21.95	21.95
78.	University of California Davis (UC Davis)	107	57.88	57.88
79.	University of Minnesota (UMN)	105	60.69	60.69
80.	Purdue University	104	67.35	67.35
81.	Texas A&M University (TAMU)	102	67.59	67.59
82.	Georgia Institute of Technology (Georgia Tech)	100	58.70	58.70
83.	Nagoya University	100	55.55	55.55
84.	University of North Carolina at Chapel Hill (UNC)	99	73.24	73.24
85.	Shanghai Jiao Tong University (SJTU)	99	47.50	47.50
86.	Oak Ridge National Laboratory (ORNL)	98	34.04	34.04
87.	Brookhaven National Laboratory (BNL)	97	34.06	34.06
88.	Kyushu University	95	46.95	46.95
89.	 Institute of Physical and Chemical Research (RIKEN)	95	32.49	32.49
90.	Sun Yat-sen University (SYSU)	95	55.72	55.72
91.	University of Washington (UW)	94	60.65	60.65
92.	Sungkyunkwan University (SKKU)	92	36.84	36.84
93.	University College London (UCL)	92	33.39	33.39
94.	The Pennsylvania State University (Penn State)	91	49.19	49.19
95.	University of Florida (UF)	91	40.85	40.85
96.	Pohang University of Science and Technology (POSTECH)	90	44.51	44.51
97.	The University of Edinburgh	89	26.94	26.94
98.	Autonomous University of Barcelona (UAB)	89	11.62	11.62
99.	Pacific Northwest National Laboratory (PNNL)	88	51.24	51.24
100.	RWTH Aachen University (RWTH Aachen)	88	53.14	53.14
101.	University of Münster (WWU)	88	61.79	61.79
102.	Free University of Berlin (FU Berlin)	88	29.06	29.06
103.	Dalian University of Technology (DUT)	87	43.72	43.72
104.	University of Bologna (UNIBO)	87	21.03	21.03
105.	King Abdullah University of Science and Technology (KAUST)	86	34.10	34.10

106.	<a href="#">Los Alamos National Laboratory (LANL)</a>	86	26.21	26.21
107.	<a href="#">University of Erlangen-Nuremberg (FAU)</a>	85	50.92	50.92
108.	<a href="#">Hokkaido University (Hokudai)</a>	83	48.55	48.55
109.	<a href="#">University of Girona (UdG)</a>	83	12.81	12.81
110.	<a href="#">The University of Queensland (UQ)</a>	82	38.65	38.65
111.	<a href="#">Hong Kong University of Science and Technology (HKUST)</a>	82	39.85	39.85
112.	<a href="#">The Johns Hopkins University (JHU)</a>	82	45.38	45.38
113.	<a href="#">East China Normal University (ECNU)</a>	81	48.86	48.86
114.	<a href="#">+ Medical Research Council (MRC)</a>	81	22.18	22.18
115.	<a href="#">The University of Warwick (Warwick)</a>	81	38.92	38.92
116.	<a href="#">Yonsei University</a>	80	37.43	37.43
117.	<a href="#">+ National Institute of Advanced Industrial Science and Technology (AIST)</a>	80	26.16	26.16
118.	<a href="#">Rovira i Virgili University (URV)</a>	79	9	9
119.	<a href="#">South China University of Technology (SCUT)</a>	79	42.61	42.61
120.	<a href="#">University of Paris Sud (Paris 11)</a>	79	16.47	16.47
121.	<a href="#">University of Groningen (RUG)</a>	77	50.64	50.64
122.	<a href="#">University of Würzburg</a>	77	54.57	54.57
123.	<a href="#">University of St Andrews</a>	77	27.87	27.87
124.	<a href="#">Princeton University</a>	76	53.37	53.37
125.	<a href="#">The University of Melbourne (UniMelb)</a>	76	26.55	26.55
126.	<a href="#">National Institute for Health and Medical Research (INSERM)</a>	75	7.55	7.55
127.	<a href="#">Korea University (KU)</a>	75	34.56	34.56
128.	<a href="#">The University of Hong Kong (HKU)</a>	75	39.40	39.40
129.	<a href="#">The University of Nottingham (UoN)</a>	75	38.15	38.15
130.	<a href="#">University of Florence (UNIFI)</a>	75	15.21	15.21
131.	<a href="#">Huazhong University of Science and Technology (HUST)</a>	75	37.60	37.60
132.	<a href="#">Ulsan National Institute of Science and Technology (UNIST)</a>	74	34.46	34.46
133.	<a href="#">Humboldt University of Berlin (HU Berlin)</a>	74	37.18	37.18
134.	<a href="#">Southeast University (SEU)</a>	74	29.32	29.32
135.	<a href="#">University of Maryland, College Park (UMCP)</a>	74	39.74	39.74
136.	<a href="#">University of Naples Federico II (UNINA)</a>	73	11.51	11.51
137.	<a href="#">University of Montpellier</a>	73	14.36	14.36
138.	<a href="#">University of Bristol (UoB)</a>	73	45.25	45.25
139.	<a href="#">National Taiwan University (NTU)</a>	73	35.19	35.19

140.	University of Göttingen	72	35.70	35.70
141.	+ Indian Institute of Science Education and Research (IISER)	72	60.07	60.07
142.	National Institute of Standards and Technology (NIST)	72	25.45	25.45
143.	Florida State University (FSU)	71	27.86	27.86
144.	University of Bordeaux	71	23.98	23.98
145.	French School of Public Health (EHESP)	70	10.94	10.94
146.	Xi'an Jiaotong University (XJTU)	69	20.24	20.24
147.	+ National Institutes of Health (NIH)	69	36.07	36.07
148.	University of Alberta (U of A)	69	47.18	47.18
149.	McGill University	69	37.59	37.59
150.	+ Academia Sinica	68	28.95	28.95
151.	Heidelberg University (Uni Heidelberg)	68	32.89	32.89
152.	Technische Universität Berlin (TU Berlin)	68	35.02	35.02
153.	Weizmann Institute of Science (WIS)	68	44.17	44.17
154.	University of Glasgow	68	23.03	23.03
155.	University of California Riverside (UCR)	68	47.22	47.22
156.	Aarhus University (AU)	68	39.65	39.65
157.	+ Academy of Sciences of the Czech Republic (ASCR)	67	28.28	28.28
158.	University of Lyon	66	13.05	13.05
159.	Rice University	66	45	45
160.	École Normale Supérieure (ENS)	66	8.22	8.22
161.	National Tsing Hua University (NTHU)	65	38.14	38.14
162.	The University of British Columbia (UBC)	65	40.29	40.29
163.	Polytechnic University of Catalonia (UPC)	65	3.28	3.28
164.	Ruhr University Bochum (RUB)	65	35.18	35.18
165.	University of New South Wales (UNSW)	64	29.61	29.61
166.	University of California Irvine (UCI)	64	42.22	42.22
167.	Sapienza University of Rome	64	8.88	8.88
168.	Aix-Marseille University (AMU)	63	11.51	11.51
169.	North Carolina State University (NCSU)	63	24	24
170.	University of Copenhagen (UCPH)	62	24.76	24.76
171.	University of Lleida (UDL)	62	1.36	1.36
172.	Institute for Basic Science (IBS)	61	18	18




173.	Pompeu Fabra University (UPF)	61	1.26	1.26
174.	University of Freiburg (Uni Freiburg)	61	30.15	30.15
175.	Indiana University (IU)	61	40.22	40.22
176.	École Nationale Supérieure de Chimie de Montpellier (ENSCM)	61	7.06	7.06
177.	University of Padova (UNIPD)	60	10.34	10.34
178.	Rutgers, The State University of New Jersey (RU)	60	31.70	31.70
179.	Hanyang University (HYU)	60	28.34	28.34
180.	University of Southampton (Soton)	60	28.63	28.63
181.	Arizona State University (ASU)	60	36.48	36.48
182.	University of Basel	60	28.81	28.81
183.	Stockholm University	60	28.11	28.11
184.	University of Valencia (UV)	60	25.77	25.77
185.	University of Parma	60	7.26	7.26
186.	Vanderbilt University (VU)	59	34.05	34.05
187.	University of Trieste (UNITS)	59	8.08	8.08
188.	Catholic University of Leuven (KU Leuven)	58	26.67	26.67
189.	Dresden University of Technology (TU Dresden)	58	16.01	16.01
190.	University of Liverpool	58	30.96	30.96
191.	University of Regensburg (UR)	57	31.99	31.99
192.	Duke University	57	28.87	28.87
193.	Delft University of Technology (TU Delft)	57	28.05	28.05
194.	University of Perugia	57	7.44	7.44
195.	University of Illinois at Chicago (UIC)	57	34.12	34.12
196.	University of Southern California (USC)	56	34.17	34.17
197.	University of Strathclyde	56	20.66	20.66
198.	University of Colorado Boulder (CU-Boulder)	56	32.57	32.57
199.	University of Milano-Bicocca (UNIMIB)	56	6.24	6.24
200.	Northeast Normal University (NENU)	55	44.18	44.18
201.	University of Rome Tor Vergata	55	5.21	5.21
202.	University of Milan (UNIMI)	55	6.94	6.94
203.	Diamond Light Source Ltd.	55	5.06	5.06
204.	Emory University	55	29.98	29.98
205.	University of Turin (UNITO)	55	7.01	7.01
206.	University of Modena and Reggio Emilia (UNIMORE)	54	4.53	4.53


207.	Polytechnic University of Milan	54	5.11	5.11
208.	The Ohio State University (OSU)	54	38.89	38.89
209.	University of Pittsburgh (Pitt)	54	27.96	27.96
210.	University of California San Francisco (UCSF)	54	24.75	24.75
211.	University of Pavia (UNIPV)	54	7.29	7.29
212.	University of Salerno (UNISA)	54	7.47	7.47
213.	City University of Hong Kong (CityU)	53	18.70	18.70
214.	University of Messina (UNIME)	53	5.52	5.52
215.	University of Utah (Utah)	53	36.08	36.08
216.	University of Houston (UH)	53	32.99	32.99
217.	University of Bath	53	27.91	27.91
218.	Shandong University (SDU)	53	28.26	28.26
219.	The University of Sydney (USYD)	52	22.96	22.96
220.	University of Pisa (UNIPi)	52	4.53	4.53
221.	University of Catania	52	4.04	4.04
222.	Hebrew University of Jerusalem (HUJI)	52	32.06	32.06
223.	The Chinese University of Hong Kong (CUHK)	52	22.97	22.97
224.	University of Massachusetts Amherst (UMass Amherst)	52	33.70	33.70
225.	University of the Basque Country (UPV/EHU)	51	11.75	11.75
226.	Philipps University of Marburg (Uni Marburg)	51	28.89	28.89
227.	Harbin Institute of Technology (HIT)	50	30.97	30.97
228.	Autonomous University of Madrid (UAM)	50	24.94	24.94
229.	Institute of Chemical Research of Catalonia (ICIQ)	50	30.97	30.97
230.	University of Tsukuba	50	19.63	19.63
231.	University of Siena (UNISI)	50	2.27	2.27
232.	University of Ferrara (UNIFE)	50	3.52	3.52
233.	Indian Institute of Science (IISc)	50	37.14	37.14
234.	University of Cagliari (UNICA)	50	3.63	3.63
235.	 Polish Academy of Sciences (PAS)	50	24.01	24.01
236.	Fuzhou University (FZU)	50	30.44	30.44
237.	Nanjing Tech University (NanjingTech)	49	19.84	19.84
238.	Australian National University (ANU)	49	18.79	18.79
239.	Sandia National Laboratories	49	16.29	16.29
240.	Utrecht University (UU)	49	19.86	19.86

241.	Beijing Institute of Technology (BIT)	49	26.25	26.25
242.	New York University (NYU)	49	30.97	30.97
243.	Technical University of Denmark (DTU)	49	25.11	25.11
244.	University of Geneva (UNIGE)	49	37.16	37.16
245.	Ewha Womans University (Ewha)	49	19.29	19.29
246.	The University of Sheffield	49	25.76	25.76
247.	Kyung Hee University (KHU)	48	17.17	17.17
248.	Scuola Normale Superiore (SNS)	48	1.96	1.96
249.	The University of Georgia (UGA)	48	28.81	28.81
250.	Complutense University of Madrid (UCM)	48	17.44	17.44
251.	École Nationale Supérieure de Chimie de Rennes (ENSCR)	48	5.52	5.52
252.	University of Salento	48	1.68	1.68
253.	University of Bari Aldo Moro (UniBA)	48	4	4
254.	University of Delaware (UD)	47	26.10	26.10
255.	Lund University (LU)	47	27.15	27.15
256.	Second University of Naples (SUN)	47	0.66	0.66
257.	University of Montreal (UdeM)	47	19.21	19.21
258.	University of L'Aquila	47	2.09	2.09
259.	Korea Institute of Science and Technology (KIST)	47	11.38	11.38
260.	Eindhoven University of Technology (TU/e)	47	27.07	27.07
261.	University of Zaragoza	46	10.63	10.63
262.	KTH Royal Institute of Technology	46	17.97	17.97
263.	University of Ottawa (uOttawa)	46	26.13	26.13
264.	University at Buffalo (UB), The State University of New York	46	24.54	24.54
265.	European Synchrotron Radiation Facility (ESRF)	46	8.81	8.81
266.	University of Notre Dame (ND)	46	34.59	34.59
267.	University of Waterloo	46	33.27	33.27
268.	Stony Brook University (SBU)	46	13.28	13.28
269.	Shanghai University (SHU)	46	21.77	21.77
270.	University of Zurich (UZH)	45	26.96	26.96
271.	Beijing University of Chemical Technology (BUCT)	45	27.28	27.28
272.	University of Udine (UNIUD)	45	1.54	1.54
273.	University of Roma Tre	45	0.61	0.61
274.	University of Genoa	45	2.62	2.62

275.	University of Calabria (UNICAL)	45	1.14	1.14
276.	University of Insubria	44	1.48	1.48
277.	University of Trento (UNITN)	44	0.34	0.34
278.	Marche Polytechnic University	44	0.54	0.54
279.	University of Rostock	44	23.50	23.50
280.	Tongji University	44	27.08	27.08
281.	Central South University (CSU)	44	14.30	14.30
282.	University of Sassari (UniSS)	43	1.60	1.60
283.	University of Eastern Piedmont "Amedeo Avogadro" (UNIPMN)	43	3.22	3.22
284.	University of Amsterdam (UvA)	43	16.89	16.89
285.	University of Lille Nord de France	42	10.76	10.76
286.	University of Basilicata	42	0.66	0.66
287.	Brown University	42	21.60	21.60
288.	National Chiao Tung University (NCTU)	42	20.49	20.49
289.	Ca' Foscari University of Venice	42	2.74	2.74
290.	Polytechnic University of Turin	42	0.60	0.60
291.	Leiden University	41	18.90	18.90
292.	Carnegie Mellon University (CMU)	41	19.79	19.79
293.	Uppsala University (UU)	41	16.93	16.93
294.	University of Brescia (UNIBS)	41	1.48	1.48
295.	University of Virginia (UVA)	41	21.81	21.81
296.	University of Palermo	41	0.35	0.35
297.	University of Verona (UniVr)	40	0.83	0.83
298.	University of Urbino	40	2.29	2.29
299.	University of California Santa Cruz (UCSC)	40	13.61	13.61
300.	Science and Technology Facilities Council (STFC)	40	5.44	5.44
301.	The University of Tennessee at Knoxville (UT)	40	11.51	11.51
302.	Paris Diderot University (Paris 7)	40	7.52	7.52
303.	Chalmers University of Technology (Chalmers)	40	20.59	20.59
304.	University of Stuttgart	40	19.65	19.65
305.	University of Hamburg (UHH)	39	12.77	12.77
306.	Boston College (BC)	39	26.73	26.73
307.	Polytechnic University of Valencia (UPV)	38	9.95	9.95
308.	Iowa State University (ISU)	38	25.99	25.99

309.	Goethe University Frankfurt am Main	38	18.53	18.53
310.	University of Leeds	38	21.36	21.36
311.	The University of Wollongong (UOW)	38	11.72	11.72
312.	The University of Akron (UA)	38	22.98	22.98
313.	University of Bergamo	37	0.31	0.31
314.	Durham University	37	13.59	13.59
315.	University of Bern	37	19.36	19.36
316.	IBM Corporation	37	20	20
317.	University of Nebraska-Lincoln (UNL)	37	25.78	25.78
318.	University of Tübingen (Uni Tübingen)	37	22.55	22.55
319.	University of South Carolina - Columbia	37	25.30	25.30
320.	University of Rochester (UR)	37	22.05	22.05
321.	Parthenope University of Naples	37	0.40	0.40
322.	Memorial Sloan Kettering Cancer Center (MSKCC)	37	15.18	15.18
323.	The University of New Mexico (UNM)	37	14.54	14.54
324.	Tel Aviv University (TAU)	36	19.60	19.60
325.	+ Italian Institute of Technology (IIT)	36	19.08	19.08
326.	Mediterranea University of Reggio Calabria (UNIRC)	36	0.20	0.20
327.	Indian Association for the Cultivation of Science (IACS)	36	29.25	29.25
328.	Australian Nuclear Science and Technology Organisation (ANSTO)	36	5.74	5.74
329.	Radboud University Nijmegen (RU)	36	17.07	17.07
330.	Università Iuav di Venezia (IUAV)	36	0.20	0.20
331.	University of Cassino	36	0.20	0.20
332.	Beijing Normal University (BNU)	36	18.95	18.95
333.	Linköping University (LiU)	35	12.22	12.22
334.	Southwest University (SWU)	35	25.64	25.64
335.	Ghent University (UGent)	35	19.20	19.20
336.	University of Antwerp (UA)	35	11.35	11.35
337.	University of South Florida (USF)	35	21.94	21.94
338.	King's College London (KCL)	34	7.03	7.03
339.	École Polytechnique	34	9.43	9.43
340.	National Scientific and Technical Research Council (CONICET)	34	8.95	8.95
341.	+ The Commonwealth Scientific and Industrial Research Organisation (CSIRO)	34	7.92	7.92
342.	Technion-Israel Institute of Technology (IIT)	34	21.01	21.01

343.	Leipzig University	34	20.89	20.89
344.	Soochow University (SU)	34	3.16	3.16
345.	University of Oregon (UO)	34	24.40	24.40
346.	Beihang University (BUAA)	34	17.37	17.37
347.	Case Western Reserve University (CWRU)	34	18.15	18.15
348.	Lomonosov Moscow State University (MSU)	33	14.32	14.32
349.	GlaxoSmithKline plc.	33	11.34	11.34
350.	Braunschweig University of Technology (TU Braunschweig)	33	16.75	16.75
351.	Johannes Gutenberg University Mainz (JGU)	33	16.14	16.14
352.	U.S. Army	33	7.80	7.80
353.	University of Bonn (Uni Bonn)	33	20.68	20.68
354.	Madrid Institute of Advanced Studies (IMDEA)	33	6.61	6.61
355.	Washington University in St. Louis (WUSTL)	32	15.55	15.55
356.	AstraZeneca plc	32	14.49	14.49
357.	University of Oviedo	32	17.50	17.50
358.	Colorado State University (CSU)	32	23.72	23.72
359.	Friedrich Schiller University Jena (FSU)	32	12.41	12.41
360.	Osaka Prefecture University (OPU)	32	17.57	17.57
361.	Michigan State University (MSU)	32	18.01	18.01
362.	Ben-Gurion University of the Negev (BGU)	32	21.99	21.99
363.	Hong Kong Baptist University (HKBU)	32	9.05	9.05
364.	McMaster University	32	17.85	17.85
365.	Okayama University	31	18.50	18.50
366.	Saarland University (Saar-Uni)	31	11.28	11.28
367.	The Hong Kong Polytechnic University (PolyU)	31	13.78	13.78
368.	Dortmund University of Technology (TU Dortmund)	31	15.71	15.71
369.	Aalto University	31	14.59	14.59
370.	University of Kiel (CAU)	31	12.67	12.67
371.	University of York	31	13.19	13.19
372.	 National Institutes of Natural Sciences (NINS)	31	13.48	13.48
373.	Pfizer Inc.	30	12.59	12.59
374.	Institute of Research for Development (IRD)	30	1.86	1.86
375.	University of Twente (UTwente)	30	17.76	17.76
376.	Darmstadt University of Technology (TU Darmstadt)	30	9.72	9.72

377.	Central China Normal University (CCNU)	30	20.74	20.74
378.	University College Dublin (UCD)	30	9.45	9.45
379.	Wayne State University (WSU)	30	20.97	20.97
380.	Charles University (CU)	30	6.59	6.59
381.	University of Oslo (UiO)	30	10.63	10.63
382.	The University of Auckland	30	10.25	10.25
383.	Hiroshima University (HU)	30	13.77	13.77
384.	Zhengzhou University (ZZU)	30	18.68	18.68
385.	Boston University (BU)	30	19.42	19.42
386.	Northwest University (NWU)	30	26.66	26.66
387.	Synchrotron SOLEIL	30	5.10	5.10
388.	University of Sherbrooke (USherbrooke)	29	9.88	9.88
389.	University of Vienna	29	11.41	11.41
390.	Nanjing Normal University (NNU)	29	12.50	12.50
391.	The University of Dublin	29	14.52	14.52
392.	The University of Kansas (KU)	29	20.08	20.08
393.	University of Konstanz	28	19.34	19.34
394.	Queen's University	28	16.17	16.17
395.	Institute of Health Carlos III (ISCIII)	28	4.06	4.06
396.	University of Santiago de Compostela (USC)	28	20.04	20.04
397.	University of Cologne (UoC)	28	13.40	13.40
398.	University of Nantes	28	4.23	4.23
399.	Western University (UWO)	28	20	20
400.	Samsung Group	28	7.84	7.84
401.	Japan Synchrotron Radiation Research Institute (JASRI)	28	3.73	3.73
402.	BASF SE	28	5.62	5.62
403.	ESPCI ParisTech	28	5.18	5.18
404.	National Renewable Energy Laboratory (NREL)	27	9.16	9.16
405.	Oregon State University (OSU)	27	17.14	17.14
406.	 European Molecular Biology Laboratory (EMBL)	27	5.32	5.32
407.	Waseda University	27	10.56	10.56
408.	Novartis International AG	27	12.08	12.08
409.	French National Institute for Agricultural Research (INRA)	27	4.52	4.52

410.	Chinese Academy of Medical Sciences & Peking Union Medical College (CAMS & PUMC)	27	11.99	11.99
411.	Simon Fraser University (SFU)	27	15.69	15.69
412.	Nanjing University of Posts and Telecommunications (NUPT)	27	8.19	8.19
413.	Merck & Co., Inc.	27	19.25	19.25
414.	+ Fraunhofer Society	27	5.96	5.96
415.	Netherlands Foundation for Fundamental Research on Matter (FOM)	26	8.98	8.98
416.	Chongqing University (CQU)	26	11.61	11.61
417.	+ Hungarian Academy of Sciences (HAS)	26	5.96	5.96
418.	Nanjing Medical University (NJMU)	26	5.37	5.37
419.	Novosibirsk State University (NSU)	26	5	5
420.	University of Southern Denmark (SDU)	26	11.48	11.48
421.	University of Duisburg-Essen (UDE)	26	14.29	14.29
422.	Washington State University (WSU)	26	16.19	16.19
423.	China Academy of Engineering Physics (CAEP)	25	5.15	5.15
424.	Chimie ParisTech (ENSCP)	25	3.24	3.24
425.	University of Graz (Uni Graz)	25	10.43	10.43
426.	The University of Arizona (UA)	25	13.80	13.80
427.	U.S. Navy	25	10.65	10.65
428.	Bielefeld University	25	15.21	15.21
429.	VU University Amsterdam	25	9.01	9.01
430.	Shandong Normal University (SDNU)	25	16.59	16.59
431.	Wuhan University of Technology (WUT)	25	13.08	13.08
432.	Keio University	25	17.08	17.08
433.	Swiss Federal Laboratories for Materials Science and Technology (EMPA)	25	9.99	9.99
434.	RMIT University	25	9.95	9.95
435.	Newcastle University	25	12.24	12.24
436.	Korea Basic Science Institute (KBSI)	25	4.96	4.96
437.	University of Birmingham (UB)	24	8.25	8.25
438.	Pusan National University	24	7.81	7.81
439.	Graz University of Technology (TU Graz)	24	7.74	7.74
440.	University of Missouri-Columbia (Mizzou)	24	15.62	15.62
441.	China Pharmaceutical University (CPU)	24	11.93	11.93
442.	Qingdao University of Science and Technology (QUST)	24	13.08	13.08



443.	University of Calgary (U of C)	24	12.49	12.49
444.	University of North Texas (UNT)	24	12.11	12.11
445.	University of Warsaw (UW)	24	12.31	12.31
446.	Rensselaer Polytechnic Institute (RPI)	24	12.47	12.47
447.	University of Bayreuth	24	13.66	13.66
448.	University of Connecticut (UConn)	24	13.70	13.70
449.	University of Helsinki	24	9.31	9.31
450.	The University of South Australia (UniSA)	24	6.78	6.78
451.	University of Kentucky (UK)	24	13.75	13.75
452.	Heriot-Watt University	24	6.75	6.75
453.	University of Dundee	23	6.60	6.60
454.	Institut Laue Langevin (ILL)	23	3.57	3.57
455.	Deakin University	23	7.11	7.11
456.	Tokyo University of Science (TUS)	23	11.89	11.89
457.	University of Jyväskylä	23	8.58	8.58
458.	The University of Texas Southwestern Medical Center (UT Southwestern Medical Center)	23	13.90	13.90
459.	Temple University	23	11.35	11.35
460.	Changzhou University (CZU)	23	15.33	15.33
461.	National Research Council (NRC)	23	9.12	9.12
462.	University of Bremen (Uni Bremen)	23	11.48	11.48
463.	Chiba University	23	12.73	12.73
464.	The University of Alabama (UA)	23	11.56	11.56
465.	University of Lisbon (ULISBOA)	23	9.23	9.23
466.	Brandeis University	22	15.03	15.03
467.	Drexel University	22	11.19	11.19
468.	Shaanxi Normal University (SNNU)	22	11.14	11.14
469.	Jawaharlal Nehru Centre for Advanced Scientific Research (JNCASR)	22	13.57	13.57
470.	Pasteur Institute, France	22	4.04	4.04
471.	University of São Paulo (USP)	22	8.99	8.99
472.	University of Victoria (UVic)	22	9.16	9.16
473.	Kanazawa University (KU)	22	15.64	15.64
474.	Louisiana State University (LSU)	22	13.31	13.31
475.	University of Science and Technology Beijing (USTB)	22	11.30	11.30

476.	<a href="#">China University of Petroleum (UPC)</a>	21	9.36	9.36
477.	<a href="#">The University of Texas at San Antonio (UTSA)</a>	21	8.91	8.91
478.	<a href="#">Gyeongsang National University</a>	21	10.39	10.39
479.	<a href="#">Vienna University of Technology (TU Wien)</a>	21	12.59	12.59
480.	<a href="#">Northeastern University (NEU)</a>	21	8.86	8.86
481.	<a href="#">Jagiellonian University (UJ)</a>	21	8.38	8.38
482.	<a href="#">University of Wrocław (UWr)</a>	21	12.52	12.52
483.	<a href="#">University of Otago</a>	21	7.62	7.62
484.	<a href="#">Laval University (UL)</a>	21	7	7
485.	<a href="#">Virginia Polytechnic Institute and State University (Virginia Tech)</a>	21	12.12	12.12
486.	<a href="#">Ulm University</a>	21	9.83	9.83
487.	<a href="#">Collège de France</a>	21	1.62	1.62
488.	<a href="#">Jaume I University</a>	21	7.13	7.13
489.	<a href="#">University of Potsdam</a>	21	6.18	6.18
490.	<a href="#">Heinrich Heine University Düsseldorf (HHU)</a>	20	5.79	5.79
491.	<a href="#">Tokyo University of Agriculture and Technology (TUAT)</a>	20	14.29	14.29
492.	<a href="#">University of Lorraine (UL)</a>	20	3.76	3.76
493.	<a href="#">University of Versailles Saint-Quentin-en-Yvelines (UVSQ)</a>	20	3.72	3.72
494.	<a href="#">Chung-Ang University (CAU)</a>	20	10.36	10.36
495.	<a href="#">Bruker Corporation</a>	20	4.66	4.66
496.	<a href="#">University of Aberdeen</a>	20	4	4
497.	<a href="#">The City University of New York (CUNY)</a>	20	9.83	9.83
498.	<a href="#">Jiangxi Normal University (JXNU)</a>	20	5.84	5.84
499.	<a href="#">Kent State University (KSU)</a>	20	10.22	10.22
500.	<a href="#">Linyi University (LYU)</a>	20	4.32	4.32

[Show all](#) ▼




Numerical information only is licensed under a [Creative Commons Attribution-NonCommercial-ShareAlike 4.0 International License](#).

[Get your institution here](#) ►

## Get more from the Nature Index

[Contact us](#)



## Nature Index 2015 Asia-Pacific

The supplement highlights research excellence in Asia-Pacific, home to some of the world's most dynamic centres of science and technology.

▶ [Access free](#)



## Useful links

- ▶ [FAQ](#)
- ▶ [User tips](#)
- ▶ [Knowledge base](#)
- ▶ [Glossary of terms](#)
- ▶ [The Nature Index journals](#)
- ▶ [Expert advisers](#)

**UNIVERSITY OF  
WOLLONGONG**  
AUSTRALIA





[FAQ](#)

[Customer support](#)

[Institution outputs](#)

[Country outputs](#)

[Privacy policy](#)

[Use of cookies](#)

[Legal notice](#)

[Terms](#)

[Nature.com](#)

[Nature News](#)

[Naturejobs](#)

[Nature Asia-Pacific](#)



Except where otherwise noted © 2014 Macmillan Publishers Limited. All Rights Reserved.  
partner of AGORA, HINARI, OARE, INASP, ORCID, CrossRef and COUNTER